



Open End Blind Rivet

Aluminum / Steel


3.2x6.4mm • 1/8"x1/4"



3.2x8mm • 1/8"x5/16"




3.2x10mm • 1/8"x3/8"



3.2x12.7mm • 1/8"x1/2"




3.2x16mm • 1/8"x5/8"



3.2x19mm • 1/8"x3/4"



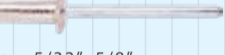
4.0x8mm • 5/32"x5/16"




4.0x10mm • 5/32"x3/8"




4.0x12.7mm • 5/32"x1/2"




4.0x16mm • 5/32"x5/8"



4.0x19mm • 5/32"x3/4"




4.0x25.4mm • 5/32"x1"




Multi Grip

Alum / Steel • All Steel • All Stainless Steel

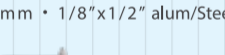
3.2x8mm • 1/8"x5/16" alum/Steel



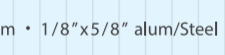
3.2x10mm • 1/8"x3/8" alum/Steel



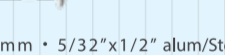
3.2x12.7mm • 1/8"x1/2" alum/Steel



3.2x16mm • 1/8"x5/8" alum/Steel



4.0x12.7mm • 5/32"x1/2" alum/Steel



4.0x16mm • 5/32"x5/8" all steel/all stainless Steel




4.8x16mm • 3/16"x5/8" all steel/all stainless Steel



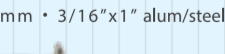
4.8x19mm • 3/16"x3/4" all steel/all stainless Steel



4.8x25.4mm • 3/16"x1" alum/steel



4.8x25.4mm • 3/16"x1" all stainless steel • Large Flange



Aluminum / Steel

4.8x10mm • 3/16"x3/8"



4.8x12.7mm • 3/16"x1/2"



4.8x16mm • 3/16"x5/8"



4.8x19mm • 3/16"x3/4"



4.8x25.4mm • 3/16"x1"



4.8x30mm • 3/16"x1-1/4"

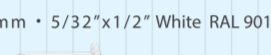


6.4x25.4mm • 1/4"x1"

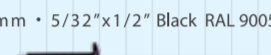


Painted Head

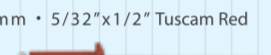
4.0x12.7mm • 5/32"x1/2" White RAL 9010



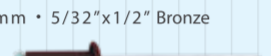
4.0x16mm • 5/32"x5/8" Black RAL 9005



4.0x19mm • 5/32"x3/4" Tuscan Red



4.0x12.7mm • 5/32"x1/2" Bronze



4.0x12.7mm • 5/32"x1/2" Bronze




High Strength HK-Lok

All Steel • All Stainless Steel


3.2x9mm • 1/8"x3/8"



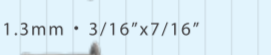
4.0x10mm • 5/32"x3/8"



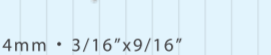
4.8x11.3mm • 3/16"x7/16"



4.8x11.3mm • 3/16"x7/16"



4.8x14mm • 3/16"x9/16"




4.8x14mm • 3/16"x9/16"



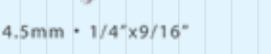
High Strength HP-Lok

All Steel

6.4x10.5mm • 1/4"x3/8"



6.4x14.5mm • 1/4"x9/16"



6.4x20.5mm • 1/4"x3/4"



6.4x27.5mm • 1/4"x1"



All Steel

3.2x6.4mm • 1/8"x1/4"



3.2x10mm • 1/8"x3/8"



3.2x12.7mm • 1/8"x1/2"



3.2x16mm • 1/8"x5/8"



4.0x10mm • 5/32"x3/8"



4.0x12.7mm • 5/32"x1/2"



4.0x25.4mm • 5/32"x1"



4.8x12.7mm • 3/16"x1/2"




4.8x16mm • 3/16"x5/8"




4.8x19mm • 3/16"x3/4"



4.8x25.4mm • 3/16"x1"



6.4x25.4mm • 1/4"x1"




Anlock In-Bolt

All Alum • All Steel • All Stainless Steel

4.8x14mm • 1/4"x9/16"



6.4x19mm • 1/4"x3/4"



Anlock Out-Bolt

All Steel

4.8x14mm • 1/4"x9/16"




6.4x19mm • 1/4"x3/4"




Sealed

Alum / Steel • Copper / Steel • All Stainless Steel


3.2x6.4mm • 1/8"x1/4" alum/steel



3.2x12.7mm • 1/8"x1/2" alum/stainless steel



4.0x16mm • 5/32"x5/8" copper/steel



4.0x19mm • 3/16"x3/4" copper/stainless steel




4.8x25.4mm • 3/16"x1" all stainless steel




All Stainless Steel

3.2x6.4mm • 1/8"x1/4"




3.2x10mm • 1/8"x3/8"



3.2x12.7mm • 1/8"x1/2"




3.2x16mm • 1/8"x5/8"



4.0x10mm • 5/32"x3/8"



4.0x12.7mm • 5/32"x1/2"



4.0x25.4mm • 5/32"x1"



4.8x12.7mm • 3/16"x1/2"




4.8x16mm • 3/16"x5/8"



4.8x19mm • 3/16"x3/4"



4.8x25.4mm • 3/16"x1"



6.4x25.4mm • 1/4"x1"



Bulb Tite

All Aluminum

4.8x18.8mm • 5/32"x3/4"



4.8x24mm • 5/32"x15/16"



Structural Bulb Tite

All Aluminum with EPDM washer

6.4x27mm • 1/4"x1-1/16"



Rivet Nut

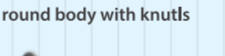
Stainless Steel

Flat head, round body




Steel

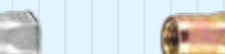
Flat head, round body with knuts



Flat head, half hexagon body




Flat head, hexagon body




Self-Drilling Screw

Pan Phillips

M3.5x13mm #6-20x1/2"




M4.2x10mm #8-18x3/8"



M4.2x13mm #8-18x1/2"



M4.2x16mm #8-18x5/8"




M4.8x19mm #10-16x3/4"



M4.8x25mm #10-16x1"



M4.8x38mm #10-16x1-1/2"



Bugle Phillips

M3.5x25mm #6-20x1"



M3.5x32mm #6-20x1-1/4"



M4.2x50mm #8-18x2"



Self-Tapping Screw

DIN 7981 Pan Head

Phillips/Slotted-Combo

M3.5x16mm #6x5/8"



M4.2x19mm #8x3/4"




M4.2x25mm #8x1"



M4.8x16mm #10x5/8"



M4.8x25mm #10x1"



M4.8x32mm #10x1-1/4"



DIN 7982 Countersunk Phillips

M3.5x16mm #6x5/8"



M4.2x19mm #8x3/4"



M4.2x25mm #8x1"

